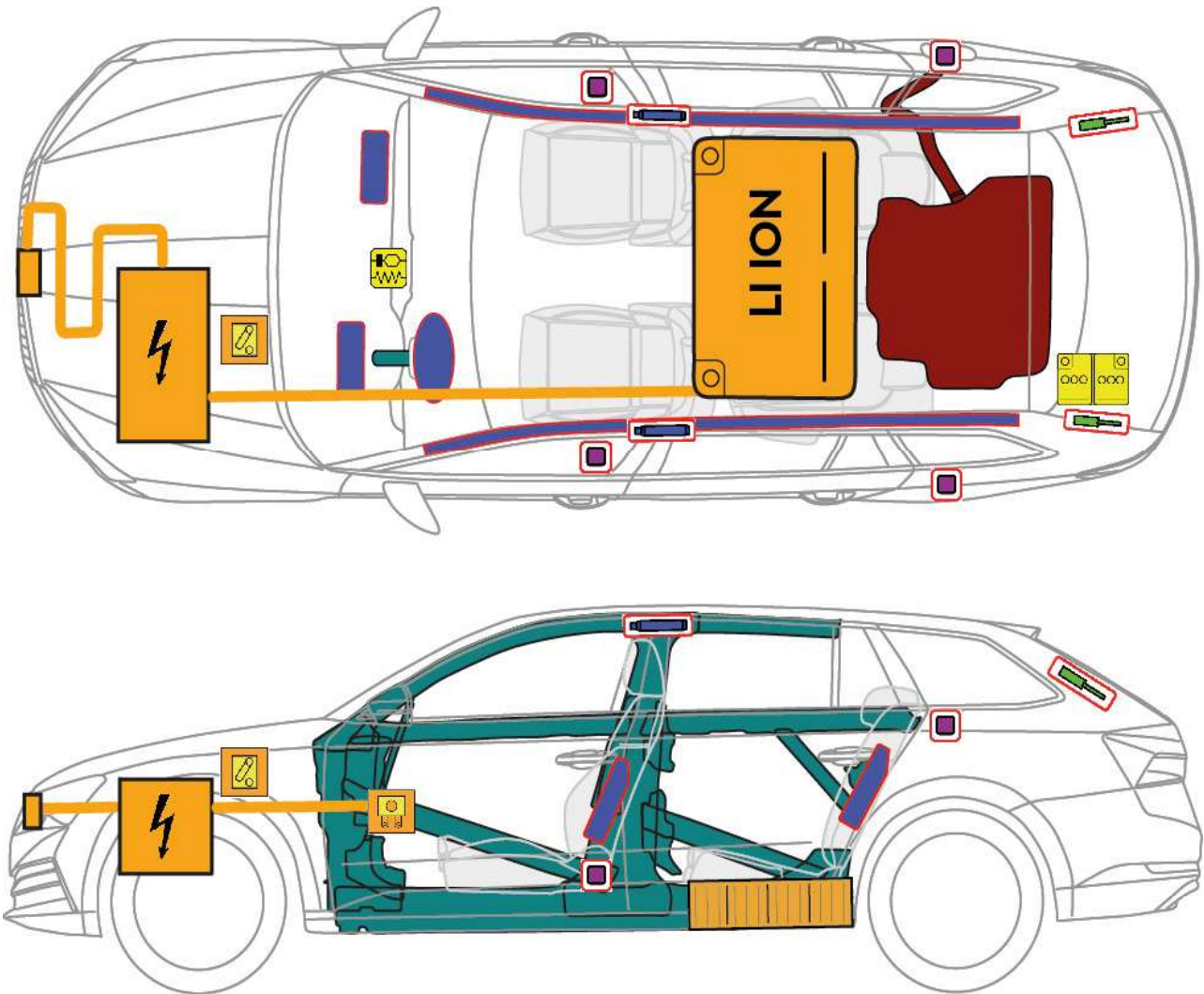




# ŠKODA SUPERB COMBI PHEV HYBRID (from 2019)



Legend

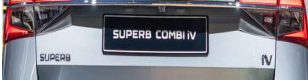
	Airbag		High strength zone		SRS control unit	<b>High voltage</b>
	Battery low voltage		Stored gas inflator		Gas strut / Preloaded spring	Li-Ion battery
	Seat belt pretensioner		Fuel tank		Fuse box disabling	Component
						Power cable
						Disconnect place



# ŠKODA SUPERB COMBI PHEV HYBRID (from 2019)

## 1. Identification / recognition

Refer to the figures on page 53 for this.




Model name **iV** on the boot lid.

## 2. Immobilisation / stabilisation / lifting




Automatic transmission

Move the selector lever into the "P" position.



Secure the vehicle using the parking brake.

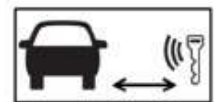


1. Turn the ignition key to the "OFF" position and remove it

or

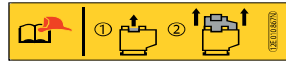


Press the Start-Stop button.


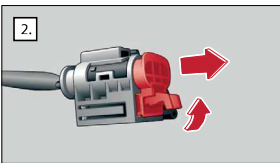


**3. Disable direct hazards / safety regulations**

Deactivating the vehicle's high-voltage system

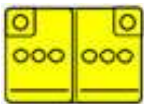


1.  
 Locate the disconnection point for the high-voltage system in the engine compartment



or  
 2.  
 Locate the disconnection point for the high-voltage system in the fuse box inside the passenger compartment.  
 Remove the cover from the fuse box and then remove the fuse with the yellow tag.

Deactivating the vehicle's on-board power supply system voltage



Using suitable tools, disconnect the 12-V on-board battery in the engine compartment from the on-board power supply system.  
 Disconnect the on-board battery's negative terminal (-) first, then the positive terminal (+).

**4. Access to the occupants**

Observe the body reinforcement information on page 53.



**5. Stored energy / liquids / gases / solids**

		Petrol tank
		High-voltage battery

**6. In case of fire**

Suitable fire-extinguishing agents (water, foam, powder) and fire-extinguishing procedures must be defined for different situations. Use PPE with breathing apparatus as per instructions from the incident commander.

Fire-extinguishing agents: To tackle small fires in the vehicle, use a portable fire extinguisher designed for extinguishing electrical fires, e.g. CO<sup>2</sup>, dry chemical powder, or special appliances for extinguishing lithium battery fires.

To tackle a fire in a high-voltage battery, use the certified CCS COBRA high-pressure extinguishing system with the accessory for extinguishing traction batteries. The special fire-extinguishing agent is delivered using the certified CCS COBRA fire-extinguishing spray lance.

Vaporised or decomposed electrolyte can escape from the battery if the battery is heated to over 100 °C (212 °F) or exposed to fire. The dimethyl carbonate in the electrolyte is a flammable liquid and should be kept away from ignition sources.

**7. In case of submersion**

As per instructions from the incident commander, should there be any escaping operating fluids, use a suitable device to restrict the spread of these on the surface of the body of water.

Use insulated fabric straps to recover the vehicle from the water.

Once the vehicle has been recovered from the water, allow the water to drain from the interior. In water, there is an elevated risk of electric shock from the high-voltage system.

Then, deactivate the high-voltage system.

**8. Towing / transportation / storage**

Inform the recovery services about any operating fluids that might be escaping.

**Caution!**  
High-voltage batteries may spontaneously ignite.  
High-voltage batteries may reignite after the fire has been extinguished.

When the vehicle is transported and stored, the high-voltage system must always be deactivated beforehand.

Do not tow the vehicle by the drive axle (front axle). The vehicle that is to be transported must be placed on the tow truck's load bed by means of a hydraulic arm.

The vehicle can be towed with the drive axle in the air.

Park the vehicle a safe distance (at least 5 m) away from buildings and other vehicles (quarantine area).  
The tow truck must be equipped with a fire extinguisher and a fire blanket.

ID No.	Version No.	Version date	Page
TMB- 3V	05	12/2019	56



**9. Important additional information**



**Disconnecting the vehicle from a charging station**  
1. Unlock the vehicle using the key or unlocking button.



2. Remove the charging plug.

**10. Pictogram legend**

Remove key from vehicle	Low-voltage battery	High voltage	Petrol	Flammable substances	Environmentally hazardous substances	Toxic substances	Substances hazardous to health
Explosion hazard	Corrosive/skin irritant	Warning: High voltage	Warning: Danger	Extinguish with plenty of water.	High-voltage battery	Hazardous voltage	