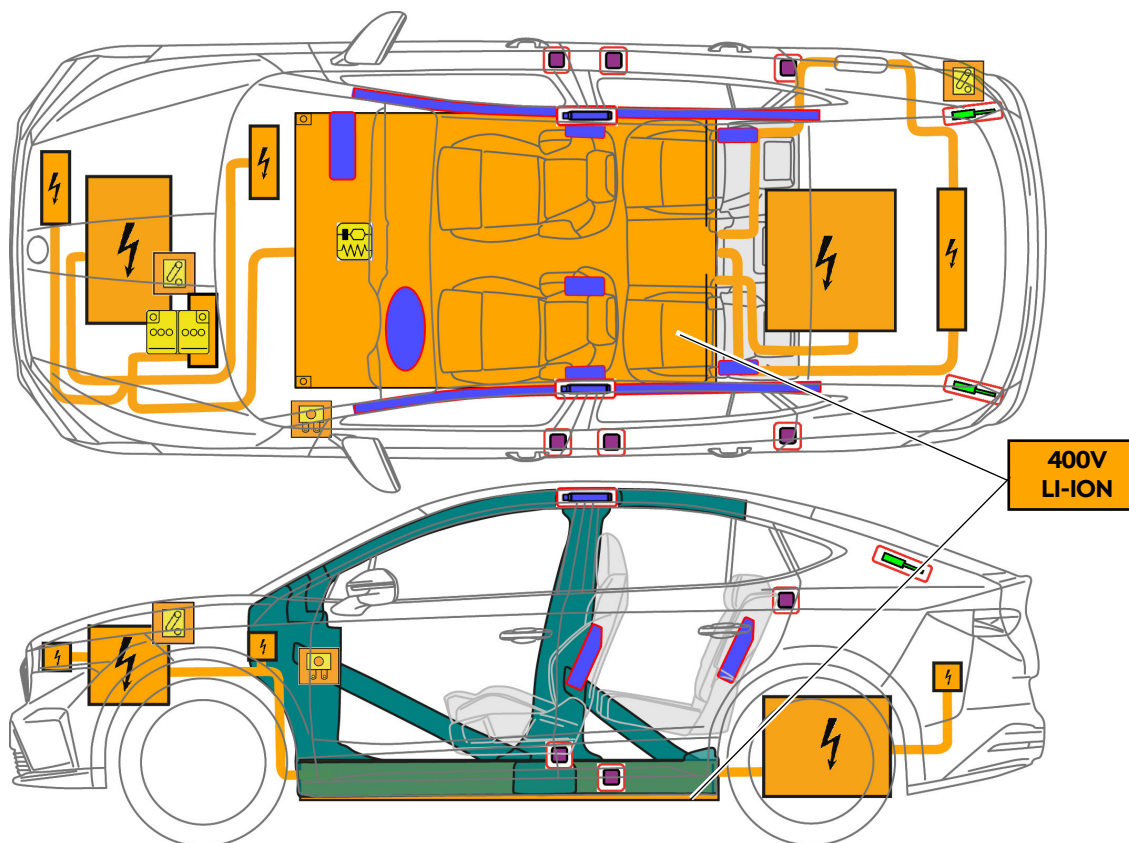




ŠKODA ENYAQ COUPE iV (from 2023)



Legend

	Airbag		Stored gas inflator		Seat belt pretensioner		SRS control unit		Pedestrian protection active system
	Automatic rollover protection system		Gas strut / Preloaded spring		High strength zone		Zone requiring special attention		
	Battery low voltage		Ultra capacitor, low voltage		Fuel tank		Gas tank		High voltage ultra-capacitor
	Battery pack, high-voltage		High voltage power cable		High voltage device that disconnects high voltage		Fuse box disabling high voltage		High voltage ultra-capacitor
	Low voltage device that disconnects high voltage		Fuse box disabling high voltage		High voltage component				

ID-Number

Version number

Version date

Page

SK316/6_ELECTRIC_en

01

06/2023

1 of 4



ŠKODA ENYAQ COUPE iV (from 2023)

1. Identification / recognition



Lack of engine noise does not mean vehicle is OFF. Silent movement or instant restart capability exists until vehicle is fully shut down. Wear appropriate PPE (protective equipment)!

ENYAQ iV lettering on the tailgate.



Charging socket.

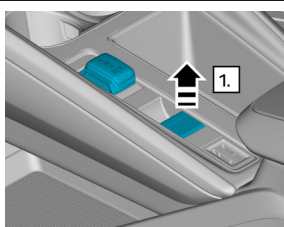


Engine compartment.



2. Immobilisation / stabilisation / lifting

A - Immobilisation / stabilisation



Automatic gearbox

1. Secure the vehicle using parking brake.



Press the START-STOP button.



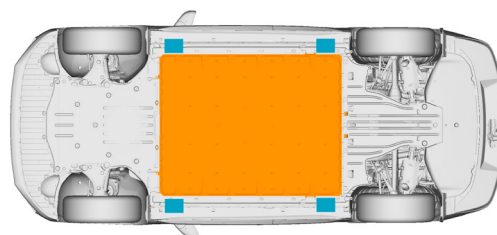

Remove the key from the vehicle (distance to the vehicle > 5m).



The electric engine is noiseless. The display in the combi (power meter) shows a message, as to whether the electric drive is switched off "OFF" or ready for operation "READY".

B - Lifting

Lifting points




3. Disable direct hazards / safety regulations

Deactivating the high-voltage system of the vehicle

Option 1 - From the engine compartment



1. Locate the low-voltage device that disconnects high voltage on a beam in the engine compartment.
2. Open the disconnection point; follow the instructions on the yellow label.



ID-Number

Version number

Version date

Page

SK316/6_ELECTRIC_en

01

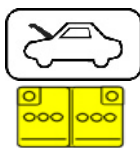
06/2023

2 of 4



ŠKODA ENYAQ COUPE iV (from 2023)

Deactivate the vehicle's 12V on-board voltage

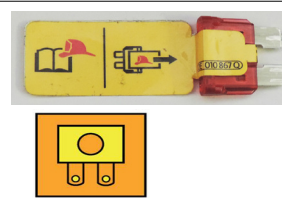


Use a suitable tool to disconnect the 12V on-board power supply battery in the engine compartment from the on-board power supply.

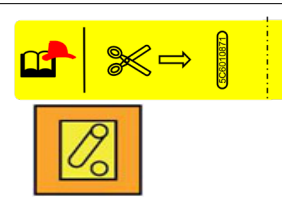

1. Disconnect the negative pole (-).
2. Disconnect the positive pole (+).



Option 2 - From the passenger compartment




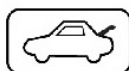
Option 3 - from the rear of the vehicle



Disconnect the vehicle from the charging station

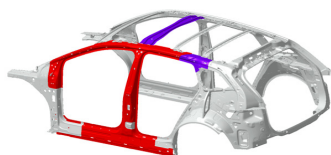


Emergency release




4. Access to the occupants

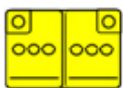
High strength body areas



Glass types: 1. Laminated safety glass
2. Toughened safety glass



5. Stored energy / liquids / gases / solids



12V



400V



0.5 Kg



If coolant leaks from the battery cooling system, there is a risk of a thermal reaction in the high-voltage battery.
Monitor the temperature of the high-voltage battery!



ID-Number

Version number

Version date

Page

SK316/6_ELECTRIC_en

01

06/2023

3 of 4



ŠKODA ENYAQ COUPE iV (from 2023)

6. In case of fire



In the event of a fire in the high-voltage battery, extinguish it with water and continue to cool it, with as much water as possible entering the high-voltage battery.



High-voltage batteries can ignite on their own.
High-voltage batteries could ignite again after the fire has been extinguished.
Wear appropriate PPE (protective equipment)!

7. In case of submersion



After recovering the vehicle from water, deactivate the high-voltage system (see chapter 3, page2) and drain the water. Wear appropriate protective equipment!

8. Towing / transportation / storage



Deactivate high-voltage system (see chapter 3, page2).
High-voltage batteries can ignite on their own.
High-voltage batteries could ignite again after the fire has been extinguished.

Do not tow the vehicle with the rear axle engaged. In case of all-wheel drive, do not tow from the front axle either. Always transport the vehicle on a tow truck with a loading area.
Park the vehicle at a desired safe distance from buildings and other vehicles (quarantine area).



10. Explanation of pictograms used

Flammable	Acute toxicity	Corrosives	Hazardous to the human health	Environmental hazard	Explosive	Electric Vehicle	Warning, Electricity	General warning sign
Use water to extinguish the fire	Dangerous voltage	Lifting point; central support	Bonnet	Boot	Use thermal Infrared camera	Remove smart key		