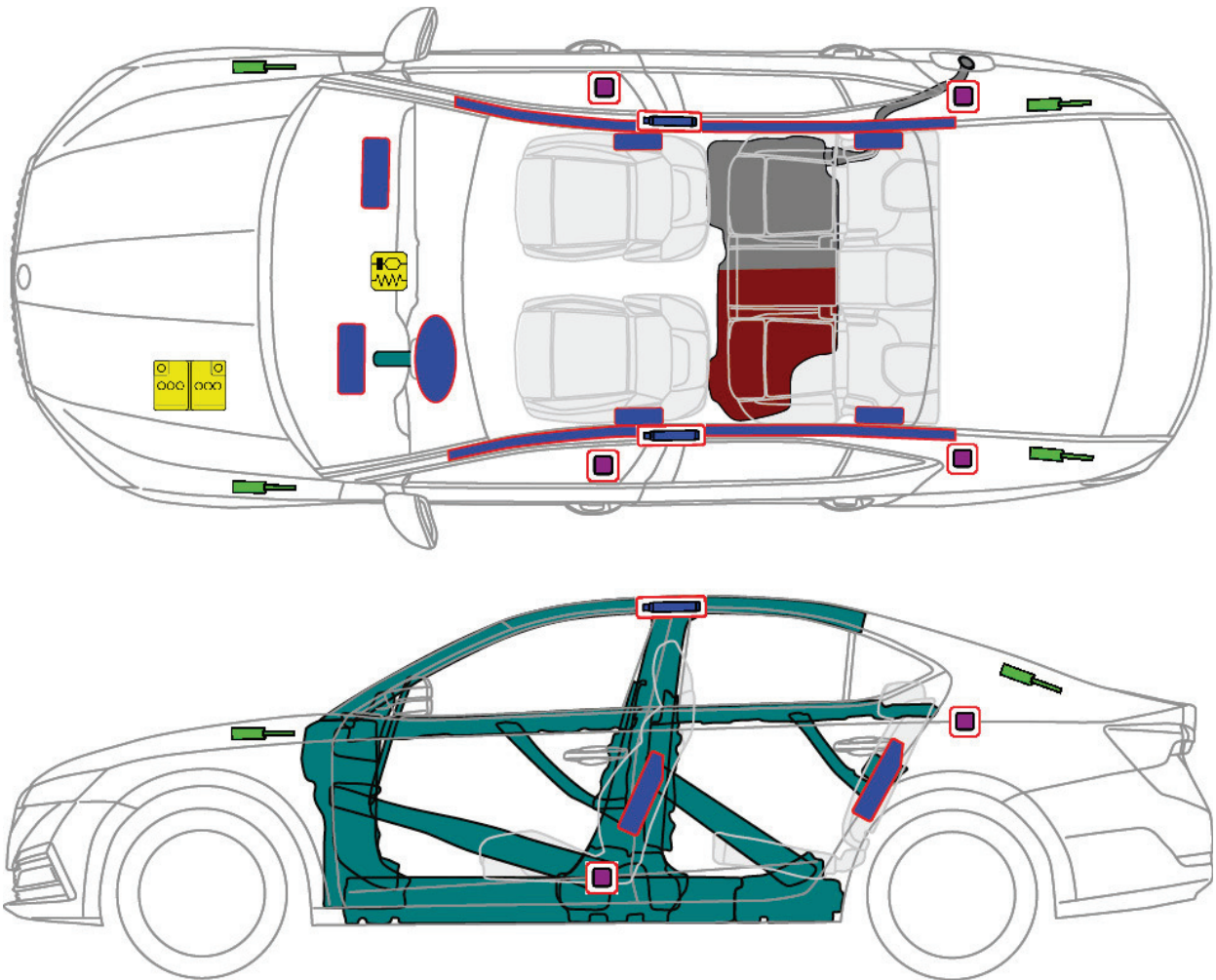



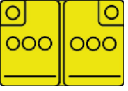







SKODA

Škoda Octavia IV (from 2020)




Legend

	Airbag		High strength zone		SRS control unit
	Battery low voltage		Stored gas inflator		Gas strut / Preloaded spring
	Fuel tank - diesel engine		Fuel tank - petrol engine		Seat belt pretensioner
	ID No.	Version No.	Version date	Page	
	TMB- NX	06	02/2020	78	

1. Identification / Recognition

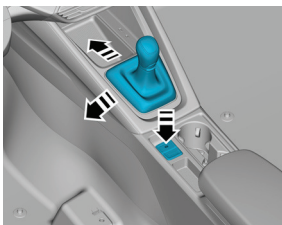
Please pay attention to the illustrations on page 78.

2. Immobilisation / Stabilisation / Lifting



Automatic transmission

Move the automatic transmission lever to the "P" park position.

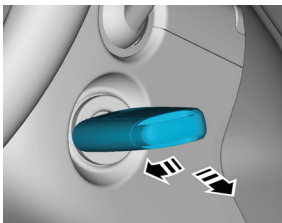


Manual transmission

Shift the lever to the neutral position.

Secure the vehicle using the brake.

3. Disable Direct Hazards / Safety Regulations

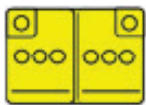


1. Turn the ignition key to the "OFF" position and take out the key

or



press the start/ stop button.



2. Using appropriate tools, disconnect the 12V battery from the vehicle electrical system in the engine.
First disconnect the negative pole (-) and then the positive (+).











4. Access to the Occupants

Please pay attention to the zones with high rigidity on page 78.






ID No.	Version No.	Version date	Page
TMB- NX	06	02/2020	79

SKODA	Škoda Octavia IV (from 2020)	
-------	---	--

5. Stored Energy / Liquids / Gases / Solids

	   	Fuel tank - petrol engine or
	   	Fuel tank - diesel engine

6. In Case of Fire

    	<p>Specification of suitable extinguishing measures and procedures (water, foam, powder) for an emergency situation depending on the scope and circumstances of the accident. Secure personal protection devices and protection of the respiratory tract as per instructions from the rescue mission chief.</p>
--	---





7. In Case of Submersion

Prevent the spread of leaks on the water surface using a device as per instruction from the rescue mission chief as needed.

8. Towing / Transportation / Storage

Notify the towing service company of the sources of the leaks.










9. Important Additional Information

	<p>Risk of flammability. Provide fire hazard protection by a specialist.</p>
	<p>Environmental hazard risk. Secure leaks using sand sorbents as per instructions from the specialist.</p>
 	<p>Acute toxicity risk. Health damage risk. Prevent direct contact of skin with leaking sources.</p>

	ID No.	Version No.	Version date	Page
	TMB- NX	06	02/2020	80

SKODA	Škoda Octavia IV (from 2020)	
-------	---	--

10. Pictogram Legend

							
Remove smart key / starter key	Battery, low voltage	Diesel	Petrol	Flammable	Substances hazardous for the environment	Acute toxicity	Substances hazardous to human health
							
Extinguish with plenty of water							

